

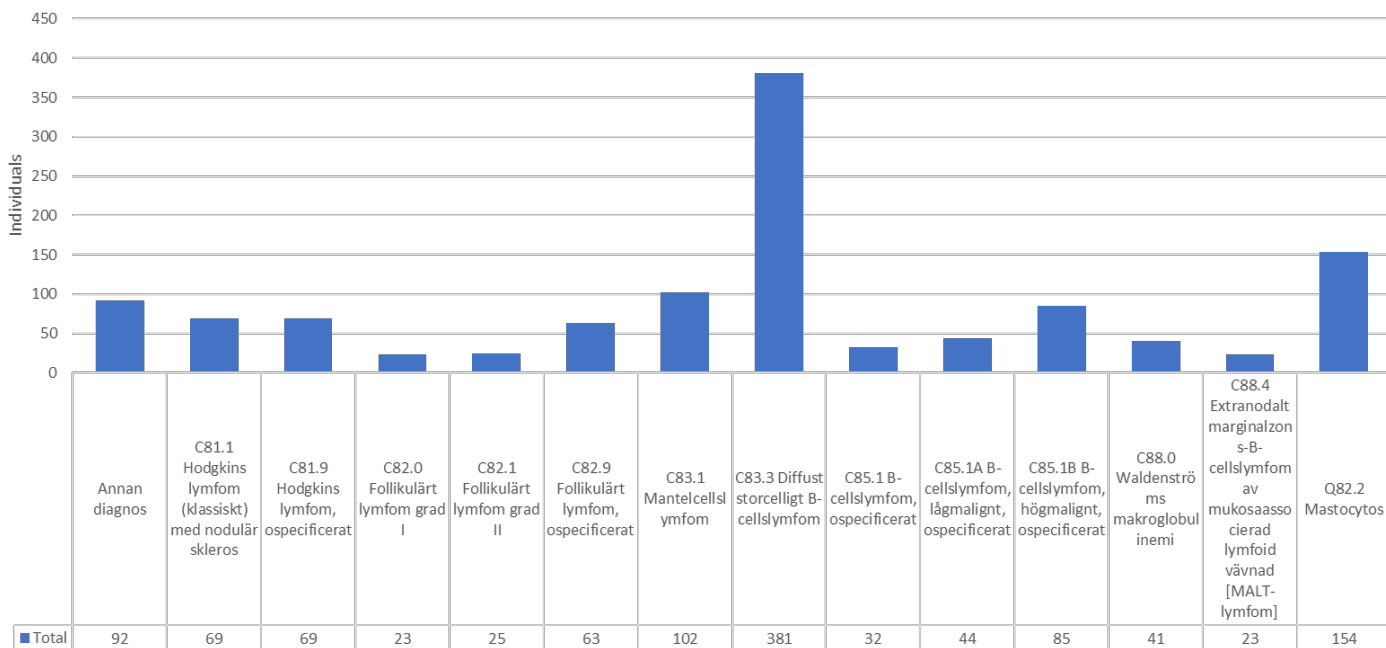
# HEMATOLOGICAL MALIGNANCIES

## LYMFOMAS

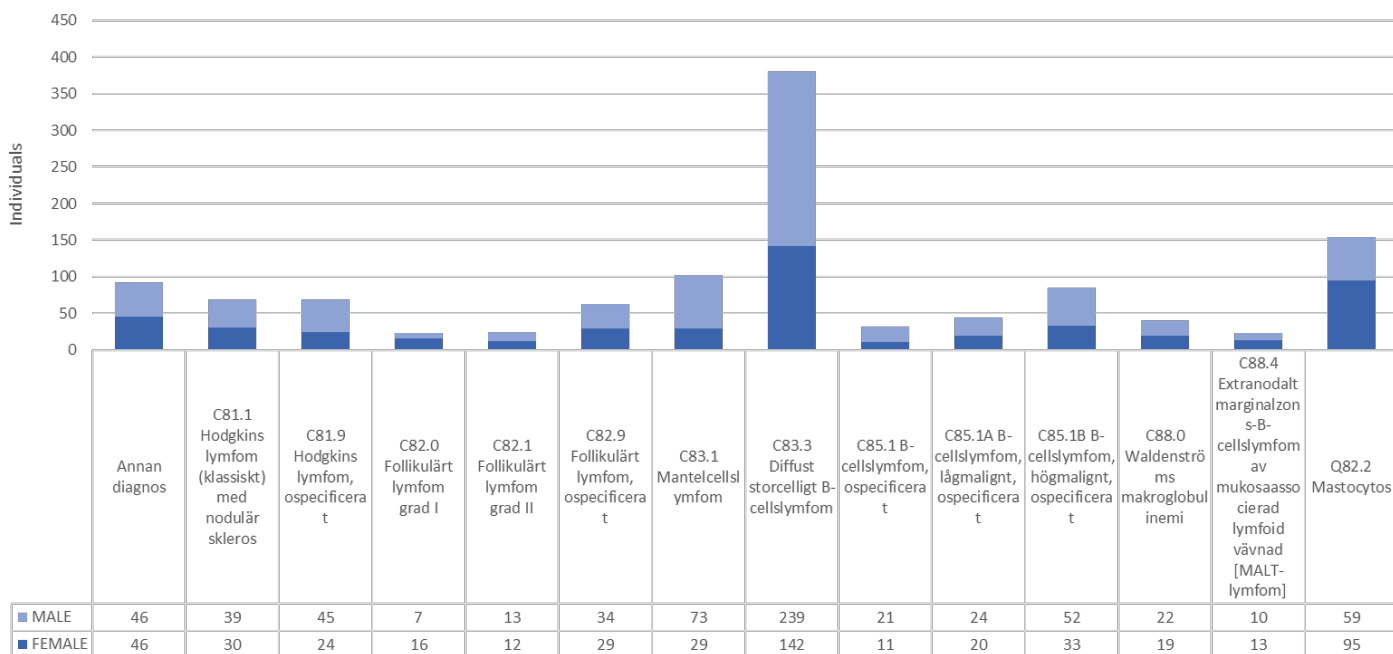
### U-CAN STATISTICS

#### 2019-2022

Individuals per diagnosis (>20 patients), divided by sex

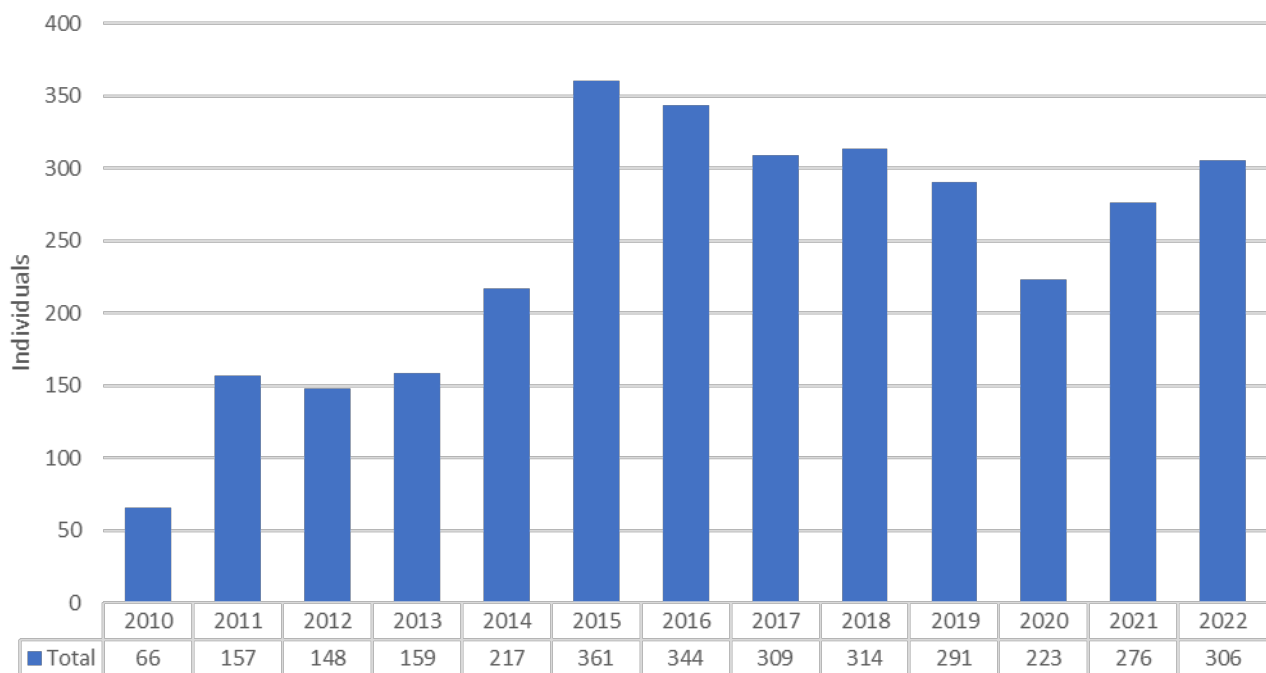


Individuals per diagnosis (>20 patients), divided by sex

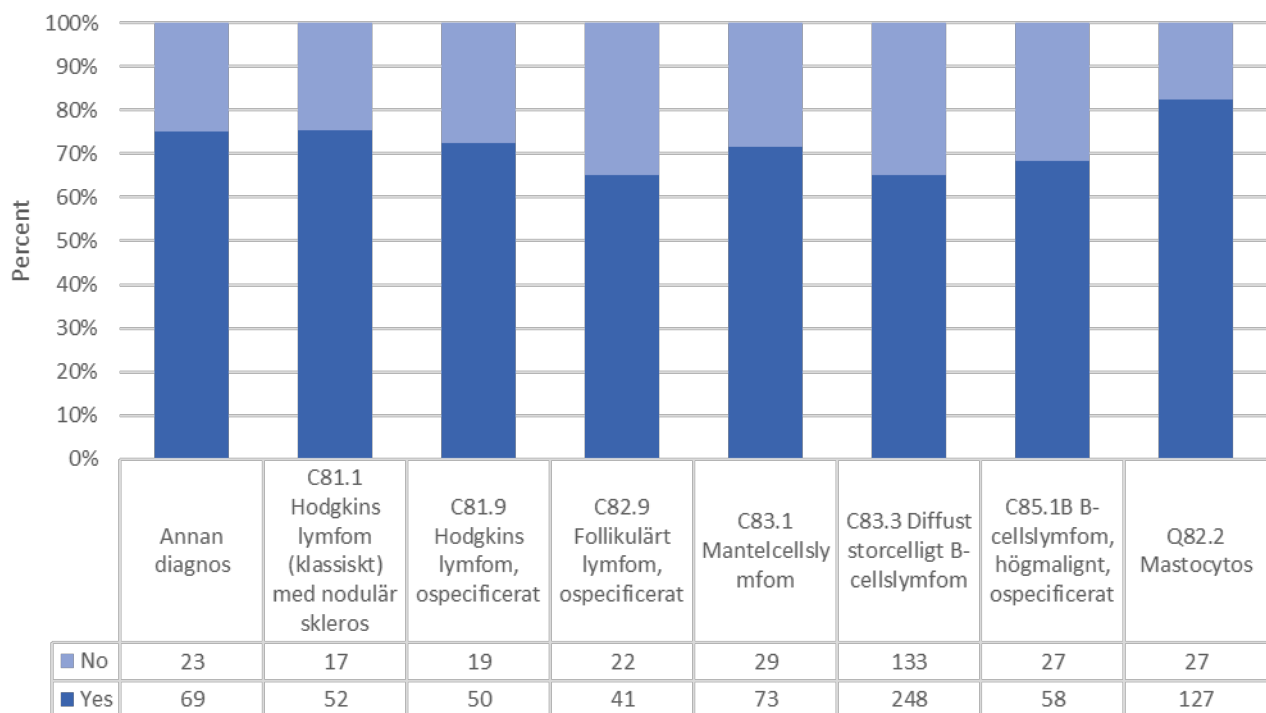


Row Labels			Grand
	FEMALE	MALE	Total
Annan diagnos	46	46	92
C81.0 Nodulärt lymfocytdominerat Hodgkins lymfom	1	9	10
C81.1 Hodgkins lymfom (klassiskt) med nodulär skleros	30	39	69
C81.2 Hodgkins lymfom (klassiskt) med blandad cellularitet	4	11	15
C81.4 Lymfocytrikt (klassiskt) Hodgkins lymfom		1	1
C81.7 Annan typ form av (klassiskt) Hodgkins lymfom	3	1	4
C81.9 Hodgkins lymfom, ospecificerat	24	45	69
C82.0 Follikulärt lymfom grad I	16	7	23
C82.1 Follikulärt lymfom grad II	12	13	25
C82.2 Follikulärt lymfom, ospecificerad grad III	4	5	9
C82.3 Follikulärt lymfom grad IIIa	13	13	26
C82.4 Follikulärt lymfom grad IIIb	1	2	3
C82.6 Kutant follikelcenterlymfom		1	1
C82.7 Andra specificerade typer av follikulärt lymfom	3	5	8
C82.9 Follikulärt lymfom, ospecificerat	29	34	63
C83.0 Småcelligt B-cellslymfom	7	6	13
C83.0A Diffust småcelligt B-cellslymfom (icke leukemisk variant av B-KLL)	1	2	3
C83.0B Lymfoplasmocytiskt lymfom (immunocytom)	3	2	5
C83.0C Nodalt marginalzonslymfom	6	10	16
C83.0D Marginalzonslymfom i mjälten	7		7
C83.1 Mantelcellslymfom	29	73	102
C83.3 Diffust storcelligt B-cellslymfom	142	239	381
C83.5 Lymfoblastiskt lymfom	1	2	3
C83.5A Lymfoblastiskt lymfom, T-cells och Tprekursor	4	6	10
C83.5B Lymfoblastiskt lymfom, B-cells och B-prekursor		1	1
C83.7 Burkitts lymfom	1	11	12
C83.8 Andra icke-follikulära lymfom	1	1	2
C83.9 Icke-follikulärt (diffust) lymfom,ospecificerat	2	3	5
C84.0 Mycosis fungoides	2	1	3
C84.4 Perifert T-cellslymfom, ej klassificerat	10	14	24
C84.5 Andra mogna T/NK-cellslymfom	2		2
C84.6 Anaplastiskt storcelligt lymfom, ALK-positivt	2		2
C84.7 Anaplastiskt storcelligt lymfom, ALK-negativt	4	4	8
C84.8 Kutant T-cellslymfom, ospecificerat	2	1	3
C84.9 Moget T/NK-cellslymfom, ospecificerat	4	2	6
C85.1 B-cellslymfom, ospecificerat	11	21	32
C85.1A B-cellslymfom, lågmalignt, ospecificerat	20	24	44
C85.1B B-cellslymfom, högmalignt, ospecificerat	33	52	85
C85.2 Mediastinalt (tymiskt) storcelligt Bcellslymfom	1	1	2
C85.7 Andra specificerade typer av non-Hodgkin-lymfom	1		1
C85.9 Non-Hodgkin-lymfom, ospecificerad typ	4	2	6
C85.9A Non-Hodgkin-lymfom, lågmalignt, ospecificerat	4	3	7
C85.9B Non-Hodgkin-lymfom, högmalignt, ospecificerat	2	3	5
C86.0 Extranodalt NK/T-cellslymfom, nasal typ	1	1	2
C86.2 Enteropatiskt (intestinalt) Tcellslymfom	2	1	3
C86.5 Angioimmunoblastiskt T-cellslymfom	4	1	5
C88.0 Waldenströms makroglobulinemi	19	22	41
C88.2 Annan " heavy chain disease"	1	1	2
C88.4 Extranodalt marginalzons-B-cellslymfom av mukosaassocierad lymfoid vävnad [MALT-lymfom]	13	10	23
Q82.2 Mastocytos	95	59	154
<b>Grand Total</b>	<b>627</b>	<b>811</b>	<b>1438</b>

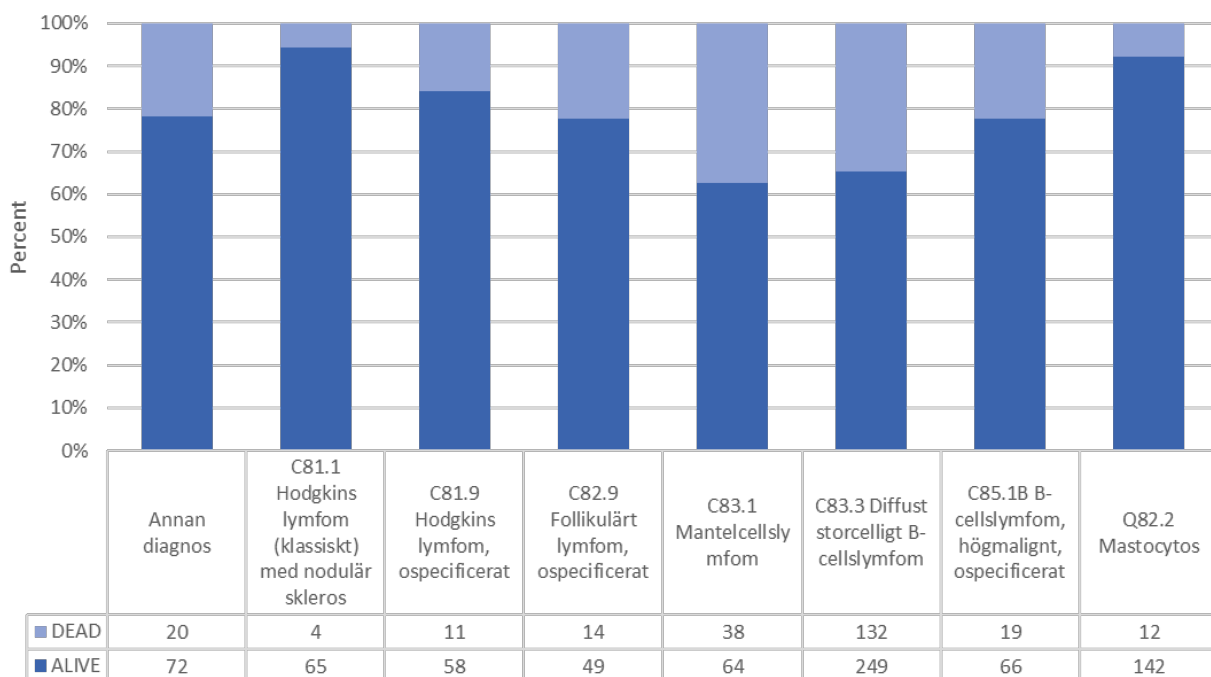
## Included individuals per year, all diagnoses



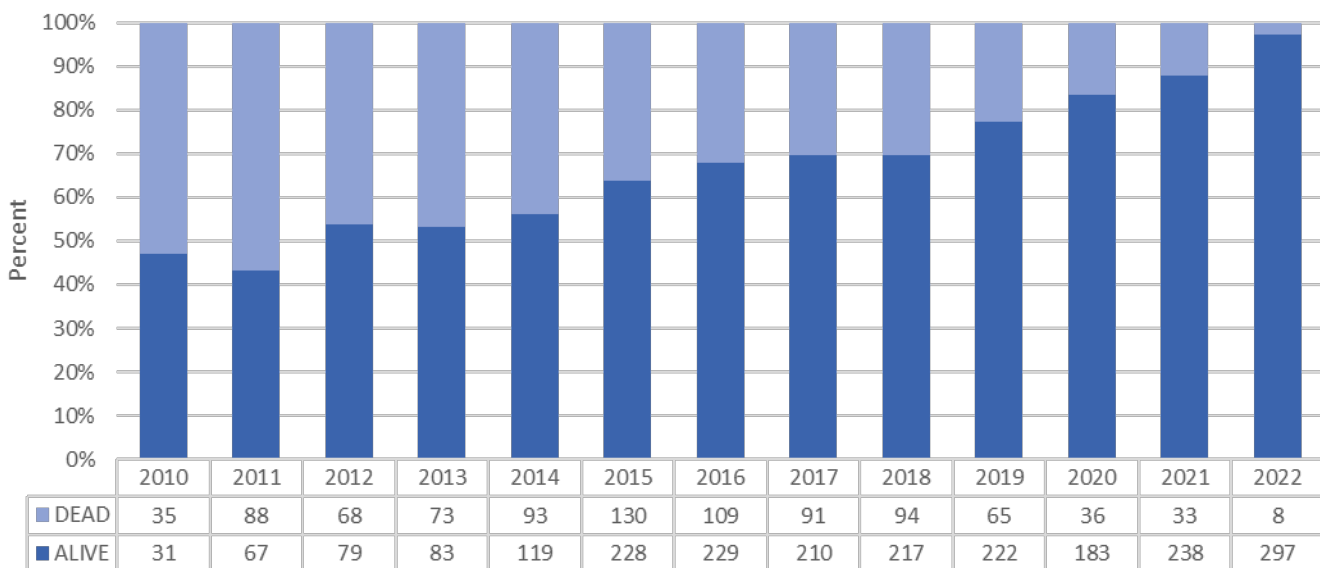
## Percent of individuals that answered survey, all diagnoses with >50 patients



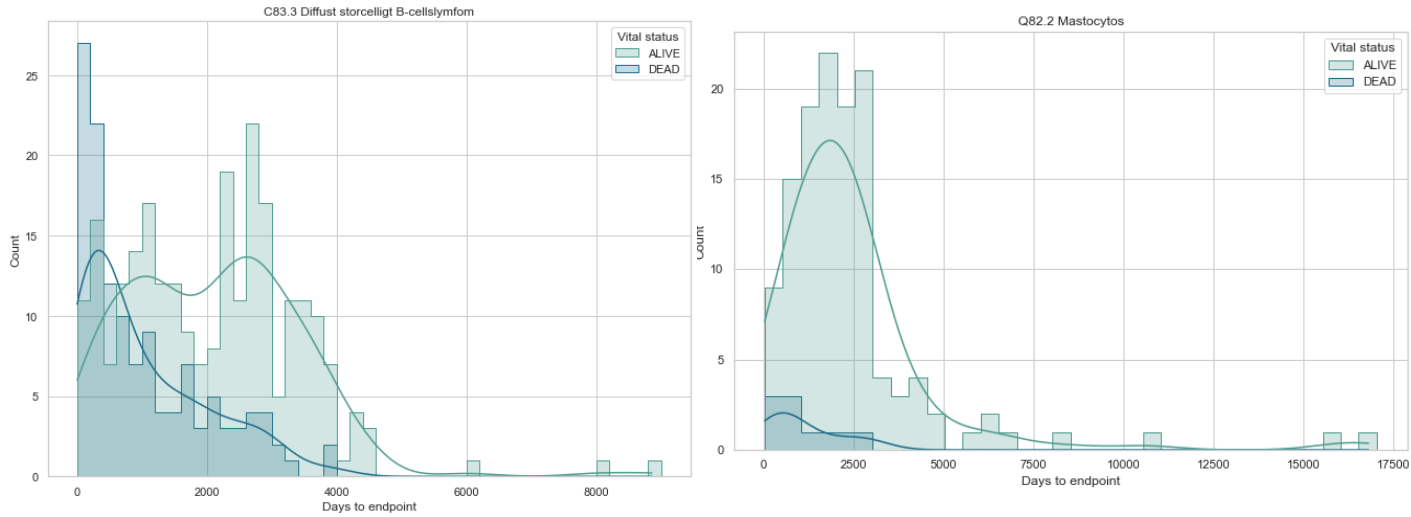
Percent of individuals dead and alive, all diagnoses with >50 patients



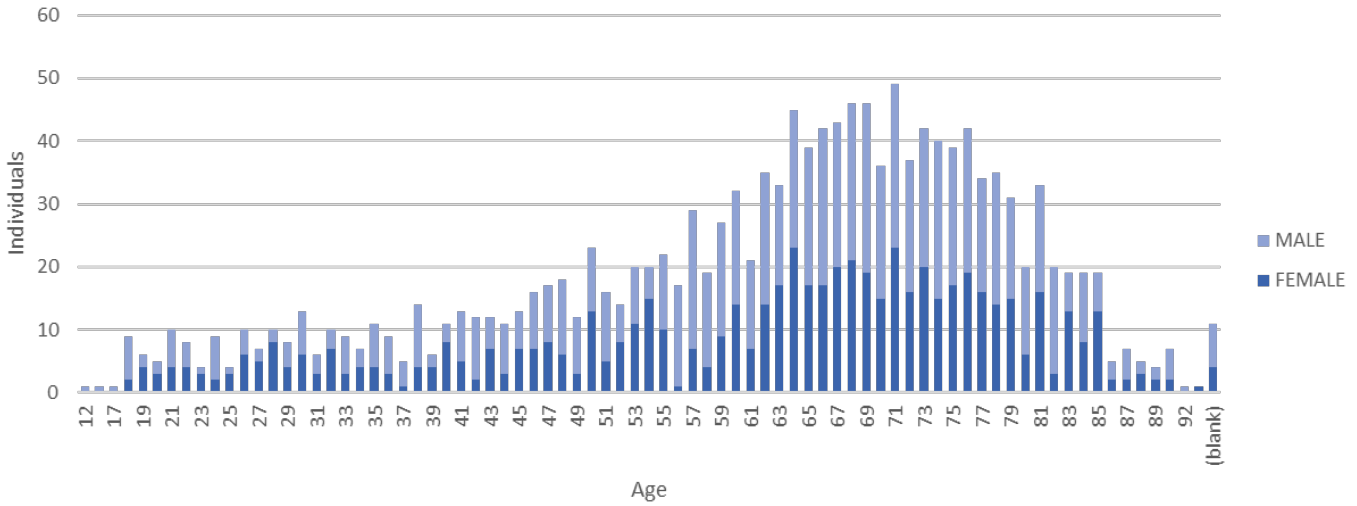
Percent alive or dead per diagnosis



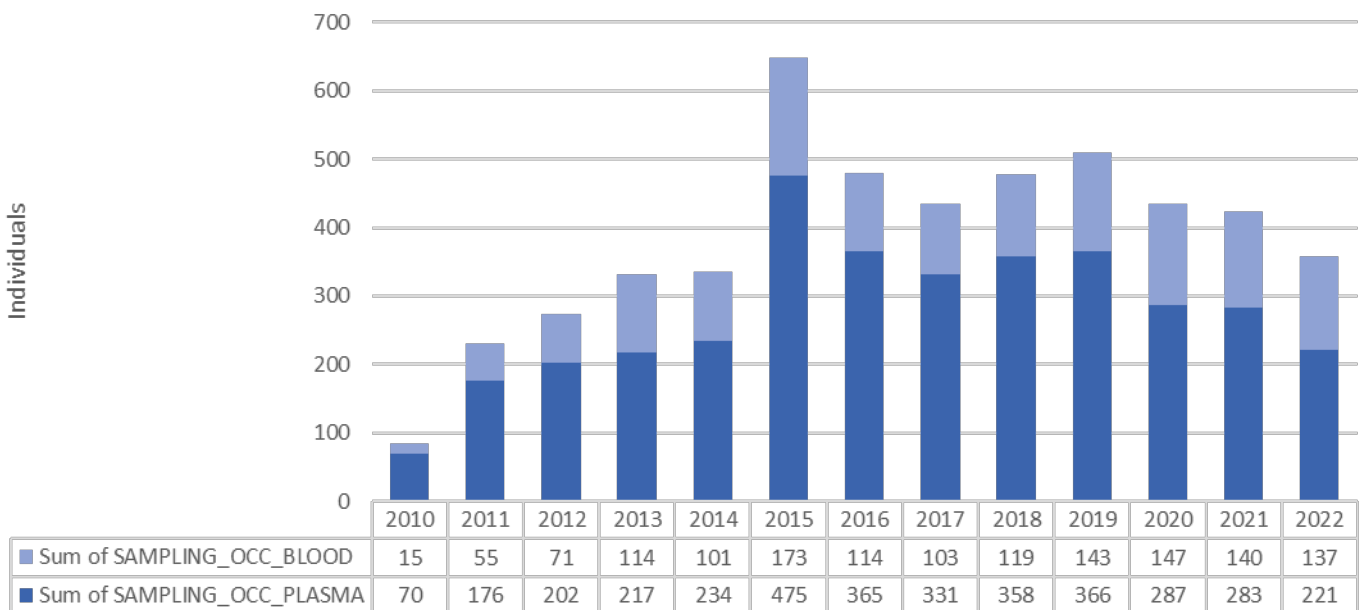
# Days from diagnosis to endpoint (death or 2022-12-31), two major diagnoses



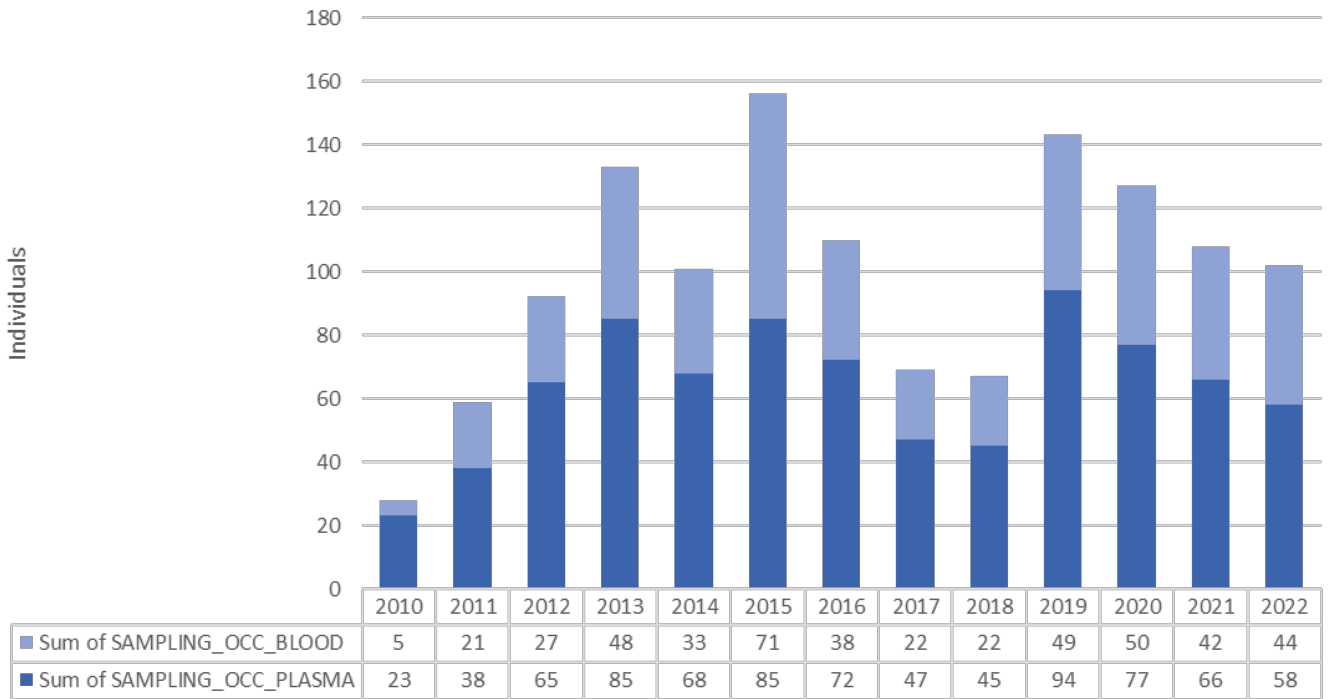
## Distribution of age at diagnosis (all lymphoma diagnoses)



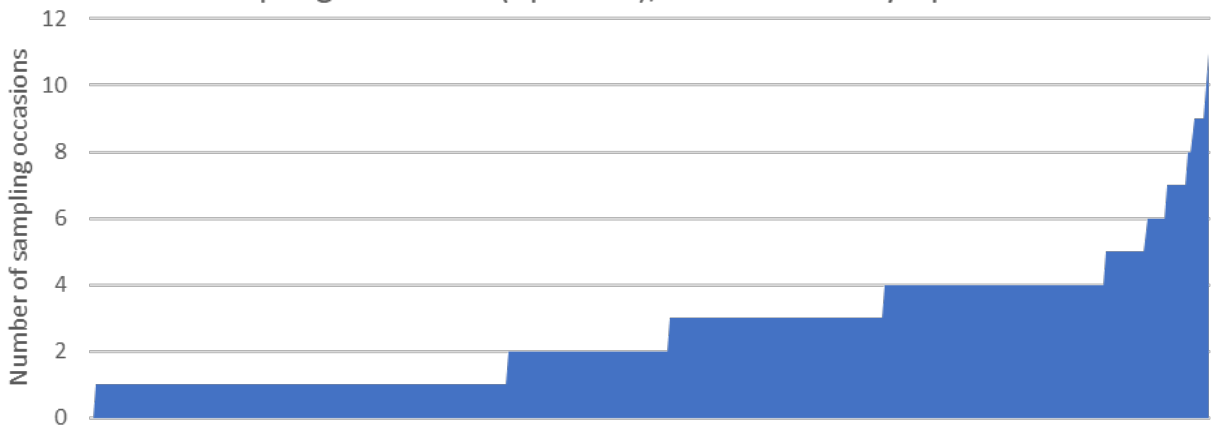
## Sampling occasions per year of plasma and whole blood, all lymphoma diagnoses



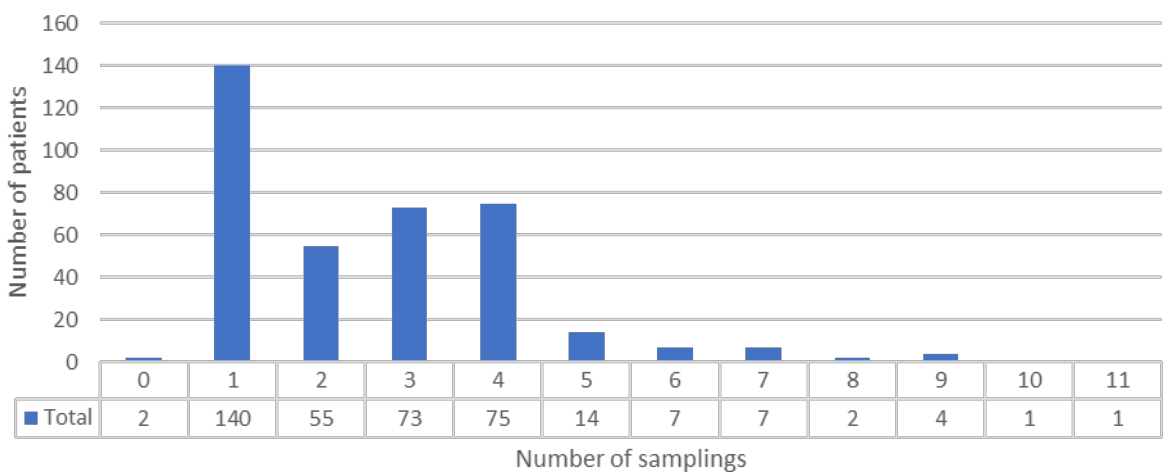
## Sampling occasions per year of plasma and whole blood, diffuse large B-cell lymphoma



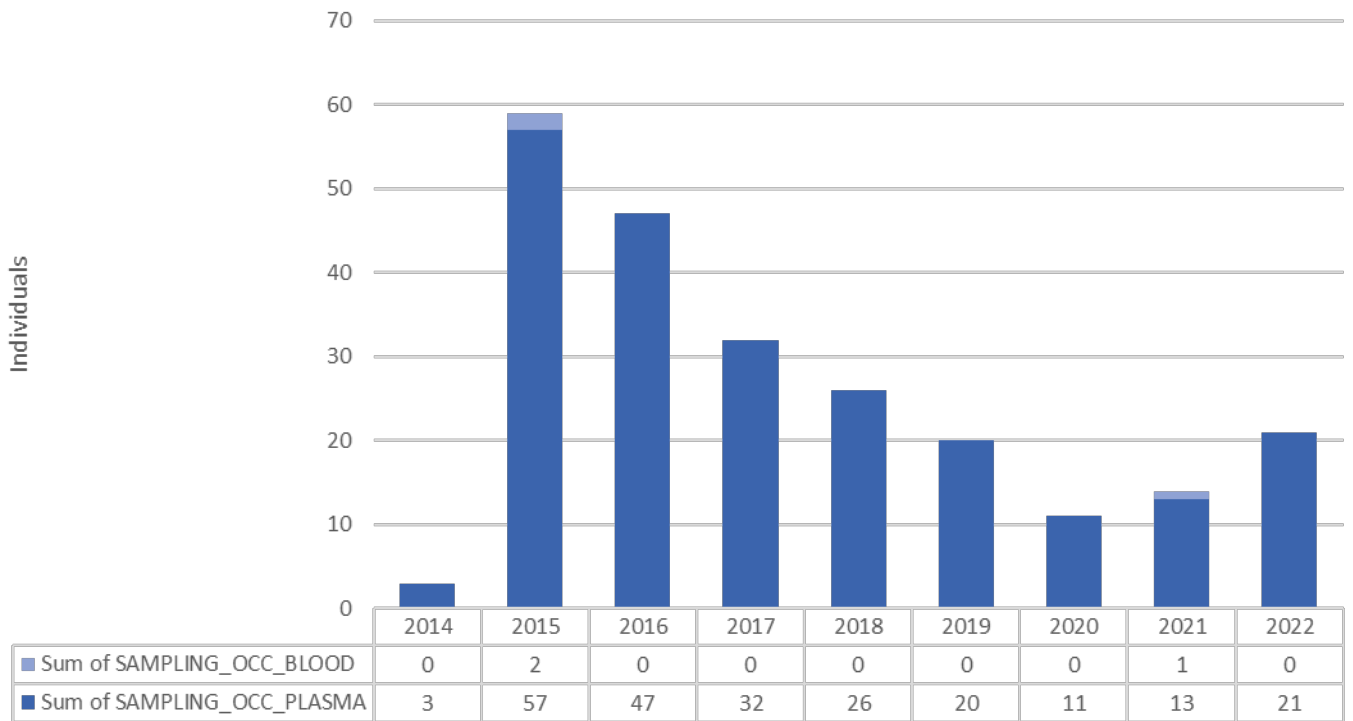
## Sampling occasions (up to 11), diffuse B-cell lymphoma



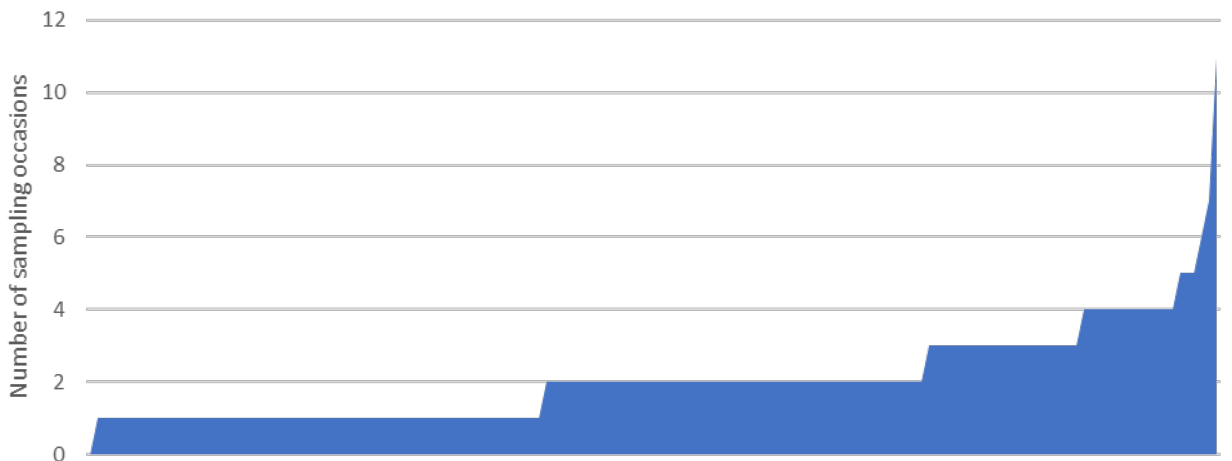
## Patients with different number of sampling occasions (up to 11), diffuse large B-cell lymphoma



### Sampling occasions per year of plasma and whole blood, mastocytosis



### Sampling occasions (up to 11), mastocytosis



### Patients with different number of sampling occasions (up to 11), mastocytosis

